

Pion-photon transition form factor in light-cone sum rules

Alexander Pimikov^{1,2}

in collaboration with S. Mikhailov², and N. Stefanis³

Departamento de Física Teórica -IFIC, Universidad de Valencia¹

Bogoliubov Lab. Theor. Phys., JINR (Dubna, Russia)²

ITP-II, Ruhr-Universität (Bochum, Germany)³



Outline:

- Experimental background

- Factorization of Pion-photon Transition Form Factor (FF)
- Light Cone Sum Rule (LC SR)
- Pion Distribution Amplitude (DA) from QCD Sum Rule

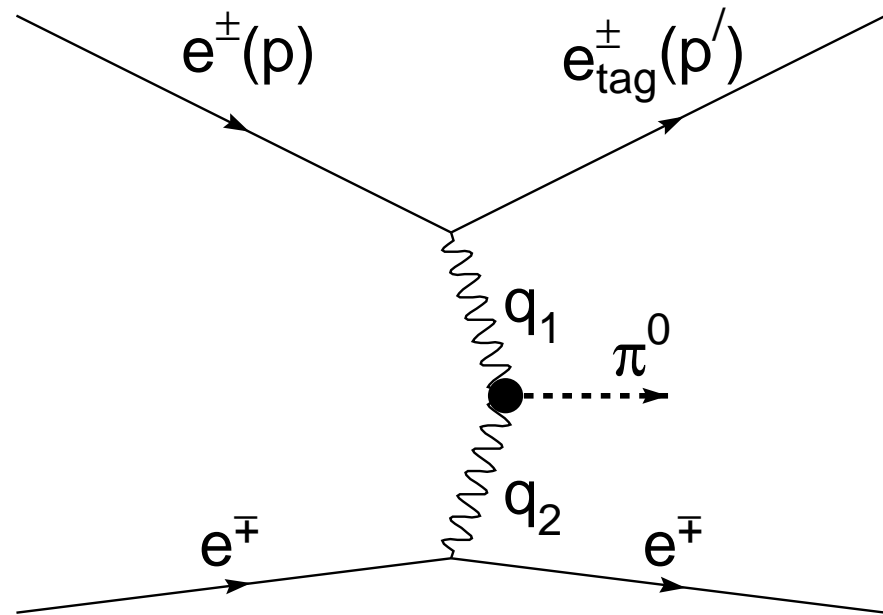
- Data Analysis
- Pion DA from Data

- Conclusions

Pion transition form factor $\gamma^* \gamma \rightarrow \pi$ data

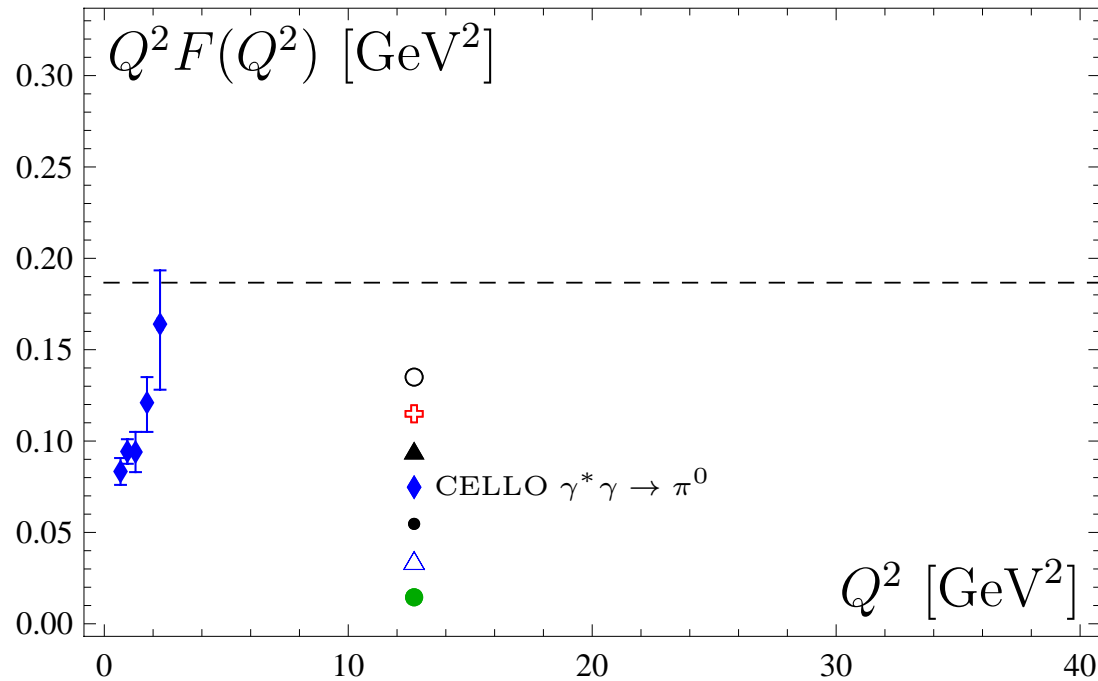
One exclusive reaction for which very accurate data exist is the transition FF $F^{\gamma^* \gamma^* \pi^0}(q_1^2, q_2^2)$ that has been measured in several experiments $e^+ e^- \rightarrow e^+ e^- \pi^0$ using $q_2^2 \approx 0$.

CELLO (1991) $0.7 - 2.2 \text{ GeV}^2$,
CLEO (1998) $1.6 - 8.0 \text{ GeV}^2$,
BaBar (2009) $4 - 40 \text{ GeV}^2$,
Belle (2012) $4 - 40 \text{ GeV}^2$,
BESIII (????) $< 10 \text{ GeV}^2$.



Pion-gamma transition FF data

Experimental Data on $F_{\gamma\gamma^*\pi}$: **CELLO**, CLEO, **BaBar** and **Belle**

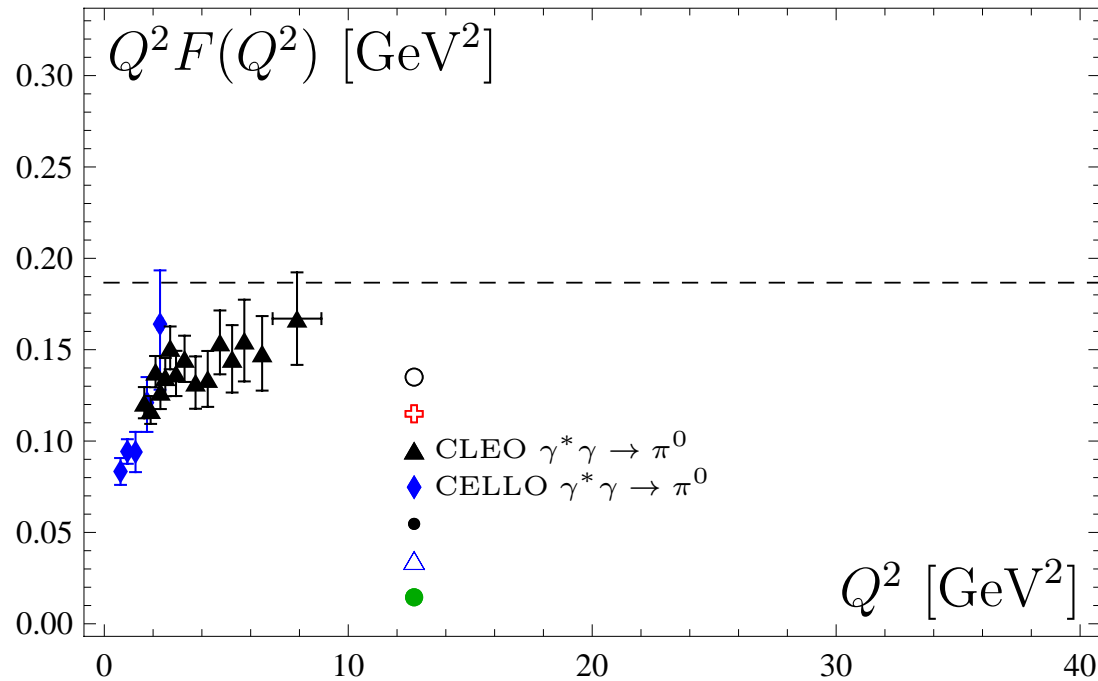


Data	Collab.
◆	CELLO (1991)

dashed line = $\sqrt{2} f_\pi$

Pion-gamma transition FF data

Experimental Data on $F_{\gamma\gamma^*\pi}$: **CELLO**, CLEO, **BaBar** and **Belle**



Data	Collab.
------	---------

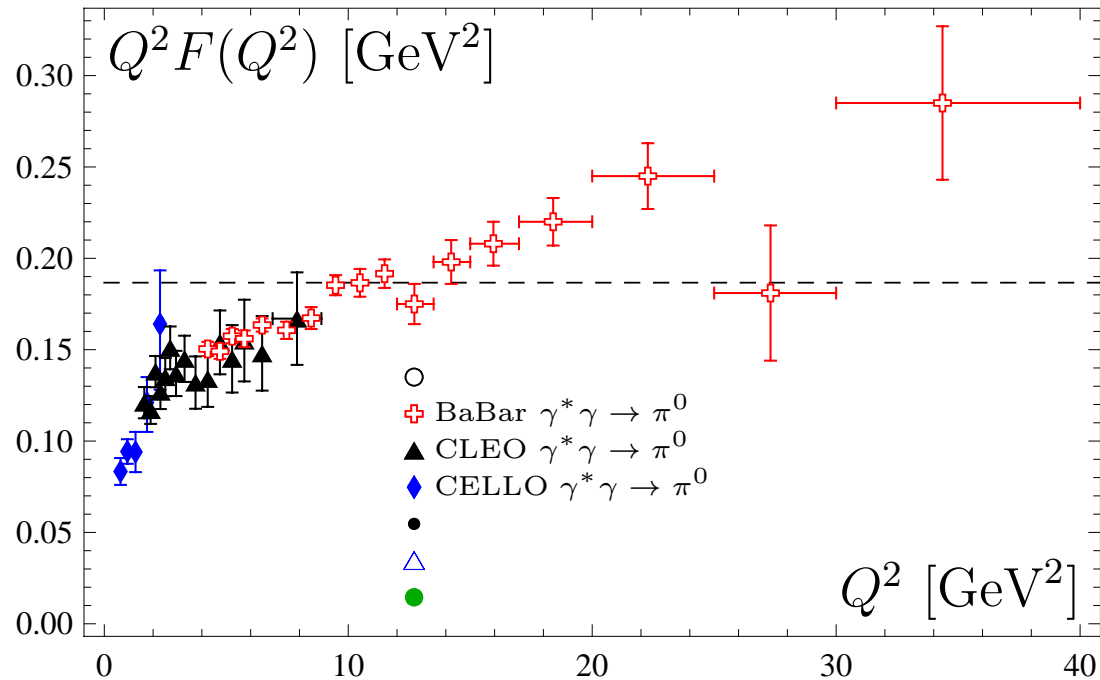
◆	CELLO (1991)
---	---------------------

▲	CLEO (1998)
---	-------------

dashed line = $\sqrt{2} f_\pi$

Pion-gamma transition FF data

Experimental Data on $F_{\gamma\gamma^*\pi}$: **CELLO**, CLEO, **BaBar** and **Belle**

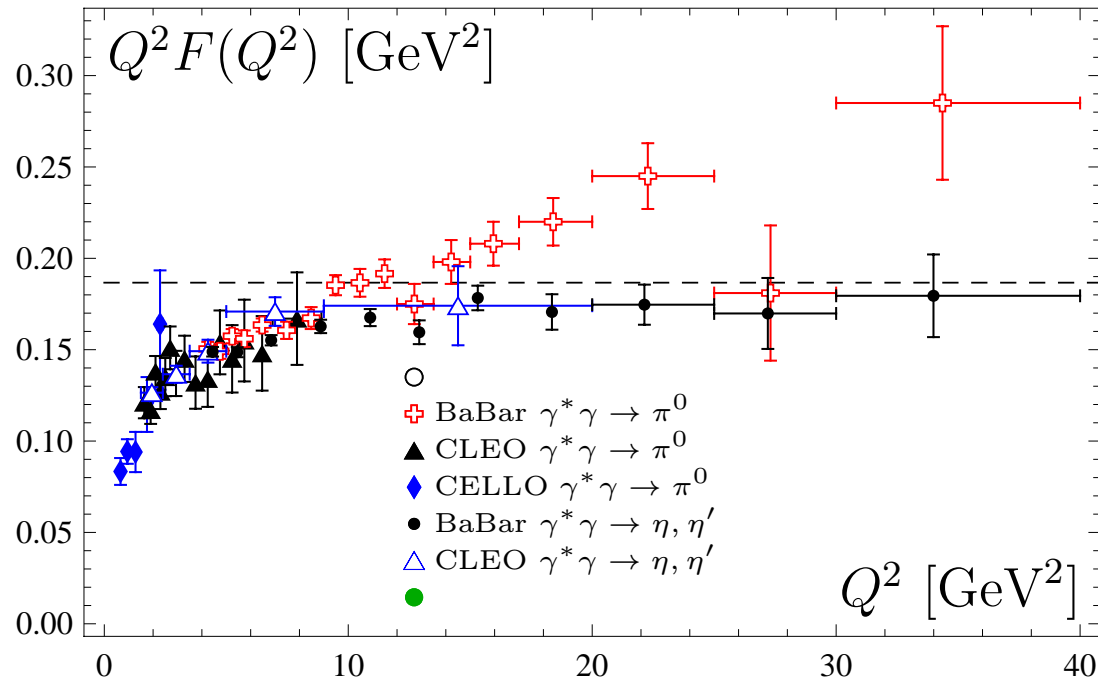


Data	Collab.
◆	CELLO (1991)
▲	CLEO (1998)
+	BaBar (2009)

dashed line = $\sqrt{2} f_\pi$

Pion-gamma transition FF data

Experimental Data on $F_{\gamma\gamma^*\pi}$: **CELLO**, CLEO, **BaBar** and **Belle**

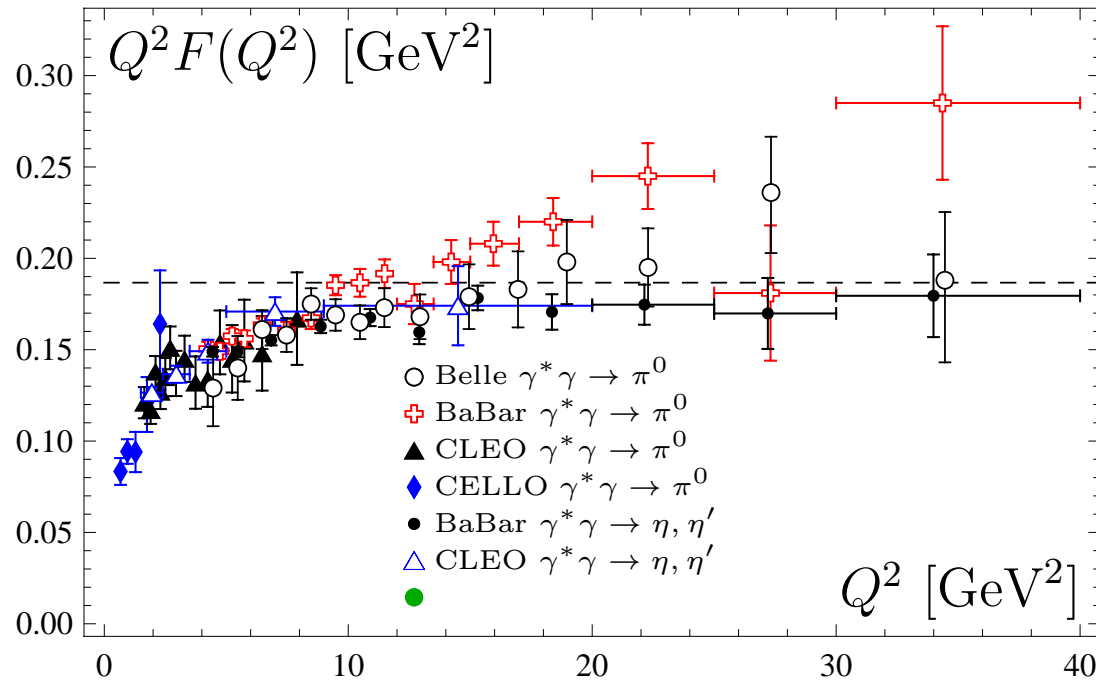


Data	Collab.
◆	CELLO (1991)
▲	CLEO (1998)
+	BaBar (2009)
●	BaBar^{η, η'} (2011)

dashed line = $\sqrt{2} f_\pi$

Pion-gamma transition FF data

Experimental Data on $F_{\gamma\gamma^*\pi}$: **CELLO**, CLEO, **BaBar** and **Belle**



Data	Collab.
◆	CELLO (1991)
▲	CLEO (1998)
⊕	BaBar (2009)
●	BaBar η, η' (2011)
○	Belle (2012)
dashed line = $\sqrt{2} f_\pi$	

Belle data do not confirm auxetic form factor behavior above 10 GeV^2 (except outlier at $Q^2 = 27.33 \text{ GeV}^2$).



Factorization of Pion-photon Transition Form Factor

Factorization $\gamma^*(q_1)\gamma^*(q_2) \rightarrow \pi^0(P)$ in pQCD

$$\int d^4x e^{-iq_1 \cdot z} \langle \pi^0(P) | T \{ j_\mu(z) j_\nu(0) \} | 0 \rangle = i \epsilon_{\mu\nu\alpha\beta} q_1^\alpha q_2^\beta \cdot F^{\gamma^* \gamma^* \pi}(Q^2, q^2),$$

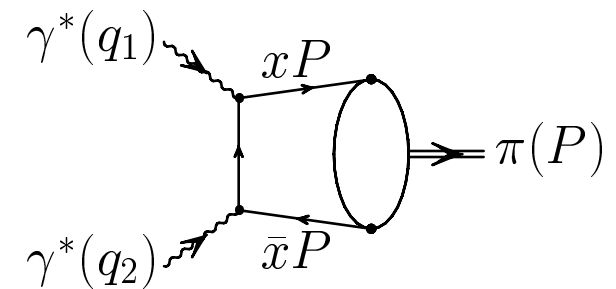
where $-q_1^2 = Q^2 > 0$, $-q_2^2 = q^2 \geq 0$

Collinear factorization at $Q^2, q^2 \gg (\text{hadron scale} \sim m_\rho)^2$ for the leading twist

$$F^{\gamma^* \gamma^* \pi}(Q^2, q^2) = T(Q^2, q^2, \mu_F^2; x) \otimes \varphi_\pi(x; \mu_F^2) + O\left(\frac{1}{Q^4}\right),$$

μ_F^2 – boundary between large scale Q^2 and hadronic one. At the parton level

$$F^{\gamma^* \gamma^* \pi}(Q^2, q^2) = \frac{\sqrt{2}}{3} f_\pi \int_0^1 dx \frac{1}{Q^2 x + q^2 \bar{x}} \varphi_\pi(x).$$



$$Q^2 F^{\gamma^* \gamma^* \pi}(Q^2, q^2 \rightarrow 0) = \frac{\sqrt{2}}{3} f_\pi \int_0^1 \frac{dx}{x} \varphi_\pi(x) \equiv \frac{\sqrt{2}}{3} f_\pi \langle x^{-1} \rangle_\pi$$

NLO and NNLO amplitudes.

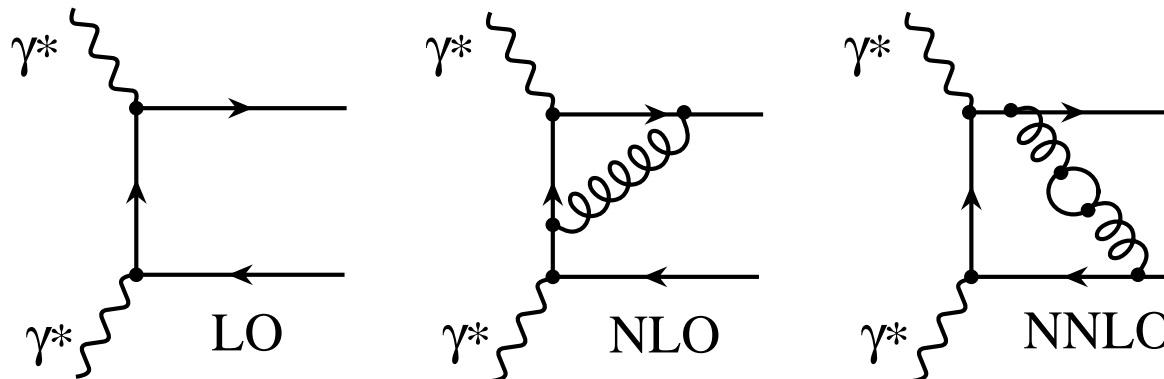
Collinear factorization [Efremov&Radyushkin 1978]

$$F\gamma^*\gamma^*\pi \sim (T_0(Q^2, q^2; x) + a_s^1 T_1(Q^2, q^2; \mu_F^2; x) + a_s^2 T_2(Q^2, q^2; \mu_F^2; \mu_R^2; x) + \dots) \otimes \varphi_\pi^{(2)}(x; \mu_F^2) - \delta_{tw4}^2(\mu_F^2) \cdot T_0^2(Q^2, q^2; x) \otimes \varphi_\pi^{(4)}(x)$$

Hard amplitudes T_i — calculable in pQCD, coupling constant — $a_s = \alpha_s(\mu_R^2)/(4\pi)$.

Usual setting $\mu_R^2 = \mu_F^2 = \langle Q^2 \rangle$ to simplify and minimize rad. corrections.

Twist-4 scale parameter — $\delta_{tw4}^2 = (0.19 \pm 0.02) \text{ GeV}^2$.



LO hard amplitude:
$$T_0(Q^2, q^2; x) = \frac{1}{x Q^2 + \bar{x} q^2}$$

NLO and NNLO hard amplitudes

NLO: [Bakulev&Mikhailov&Stefanis(2003),Melic&Müller&Passek(2003)]

$$T_1(x) \otimes \varphi(x) = T_0(Q^2, q^2; y) \otimes \left\{ C_F \mathcal{T}^{(1)}(y, x) + L(y) \cdot V^{(0)}(y, x) \right\} \otimes \varphi(x; \mu_F^2)$$

β_0 -part of NNLO: [Melic&Müller&Passek(2003)]

$$T_2 \otimes \varphi = (\beta_0 \cdot T_\beta + \dots) \otimes \varphi, \text{ at } \mu_R^2 = \mu_F^2$$

β_0 -term gives the sign and size of NNLO effect following to BLM prescription.

$$a_s^2 \beta_0 T_\beta \otimes \varphi = a_s^2 \beta_0 T_0 \otimes \left\{ C_F \mathcal{T}_\beta^{(2)} - C_F L(y) \cdot \mathcal{T}^{(1)} + L(y) \cdot \left(V_\beta^{(1)} \right)_+ - \frac{1}{2} L^2(y) \cdot V_+^{(0)} \right\} \otimes \varphi.$$

$V_+^{(0)}$, $V_+^{(1)}$ – 1- and 2-loop ERBL-evolution kernels;

$V_{\beta+}^{(1)}$ – β_0 -part of 2-loop ERBL kernel;

$\mathcal{T}^{(1)}$, $\mathcal{T}_\beta^{(2)}$ – 1-loop part and 2-loop β_0 -part of hard amplitude



Pion Distribution Amplitude from QCD Sum Rule

Pion distribution amplitude $\varphi_\pi(x, \mu^2)$

● Pion DA parameterizes this matrix element:

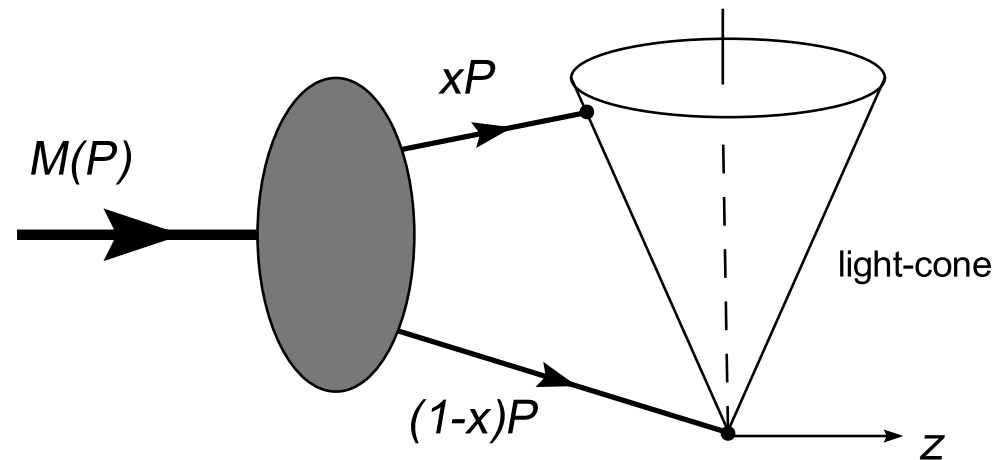
$$\langle 0 | \bar{d}(z) \gamma_\nu \gamma_5 [z, 0] u(0) | \pi(P) \rangle \Big|_{z^2=0} = i f_\pi P_\nu \int_0^1 dx e^{ix(zP)} \varphi_\pi(x, \mu^2).$$

where path-ordered exponential

$$[z, 0] = \mathcal{P} \exp \left[ig \int_0^z t^a A_\mu^a(y) dy^\mu \right],$$

i.e., light-like gauge link, ensures gauge invariance.

● Pion DA describes transition of physical pion into two valence quarks, separated at light cone.



Pion distribution amplitude $\varphi_\pi(x, \mu^2)$

● Pion DA parameterizes this matrix element:

$$\langle 0 | \bar{d}(z) \gamma_\nu \gamma_5 [z, 0] u(0) | \pi(P) \rangle \Big|_{z^2=0} = i f_\pi P_\nu \int_0^1 dx e^{ix(zP)} \varphi_\pi(x, \mu^2).$$

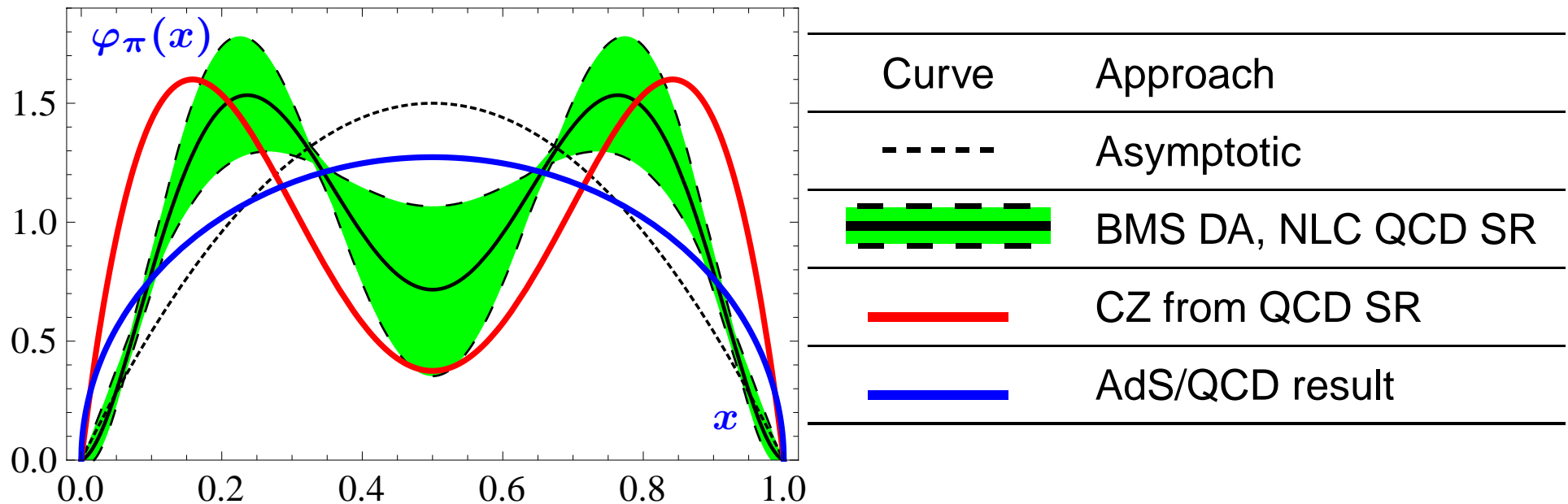
Distribution amplitudes are **nonperturbative** quantities to be derived from

- QCD SR [CZ 1984],
NLC QCD SR [M&Radyushkin 1986-91, Bakulev&M&S 1998,2001–04]
- instanton-vacuum approaches, e.g.
[Polyakov *et al.* 1998, 2009; Dorokhov *et al.* 2000]
- Light-front quark model [Choi&Ji 2007]
- Lattice QCD, [Braun *et al.* 2006; Donnellan *et al.* 2007]
- from experimental data [Schmedding&Yakovlev 2000, BMS 2003–2006,
Khodjamirian *et al.* 2000, 2002]

Pion distribution amplitude $\varphi_\pi(x, \mu^2)$

● Pion DA parameterizes this matrix element:

$$\langle 0 | \bar{d}(z) \gamma_\nu \gamma_5 [z, 0] u(0) | \pi(P) \rangle \Big|_{z^2=0} = i f_\pi P_\nu \int_0^1 dx e^{ix(zP)} \varphi_\pi(x, \mu^2).$$

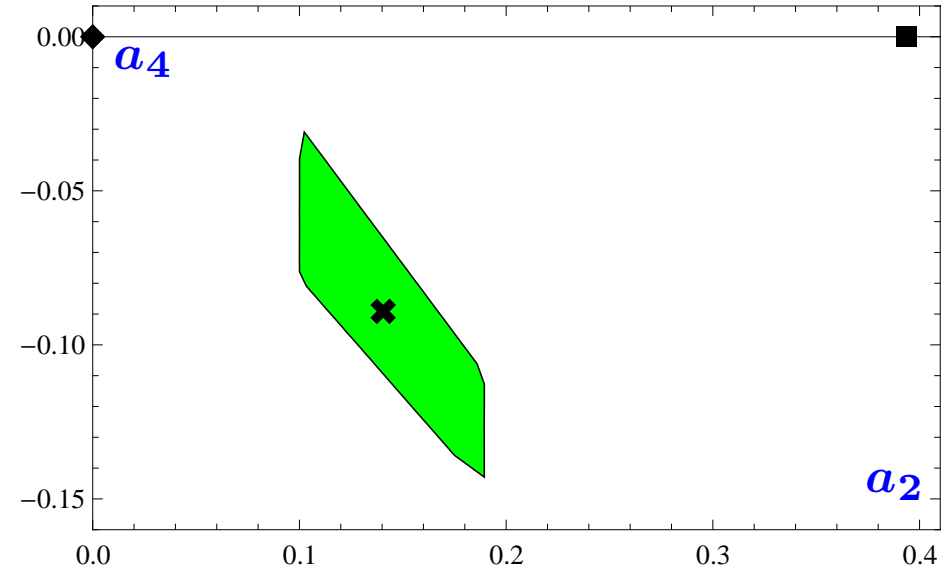
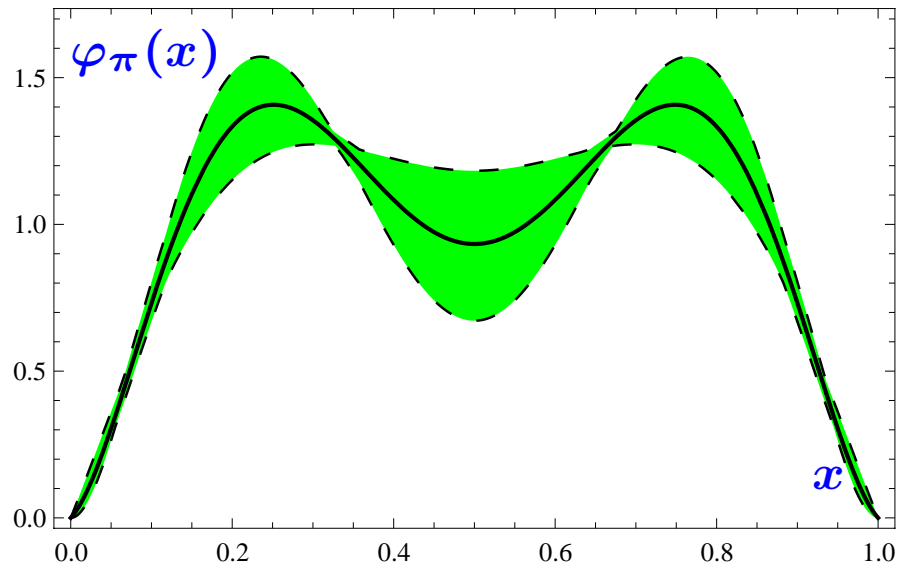


● DA evolution with μ^2 , according to ERBL equation [79-80].

● Gegenbauer expansion of pion DA: $\varphi_\pi(x, \mu^2) \Leftrightarrow a_2, a_4, \dots, a_n$

$$\varphi_\pi(x, \mu^2) = 6x\bar{x}(1 + a_2(\mu^2)C_2^{3/2}(x - \bar{x}) + a_4(\mu^2)C_4^{3/2}(x - \bar{x}) + \dots)$$

Pion DA from QCD SR with NLC



BMS DA model and bunch were obtained using minimal Gaussian condensate model with single nonlocality parameter $\lambda_q^2 = 0.4 \text{ GeV}^2$.

- One can assume higher Gegenbauer coefficients $a_{n \geq 6} = 0$ be equal to 0, that supported by QCD SR.
- QCD SR with NLC provides end-point suppressed pion DA with slope $\varphi'_\pi(0) \approx 6$ that depends on behavior of quark-condensate at large distances.

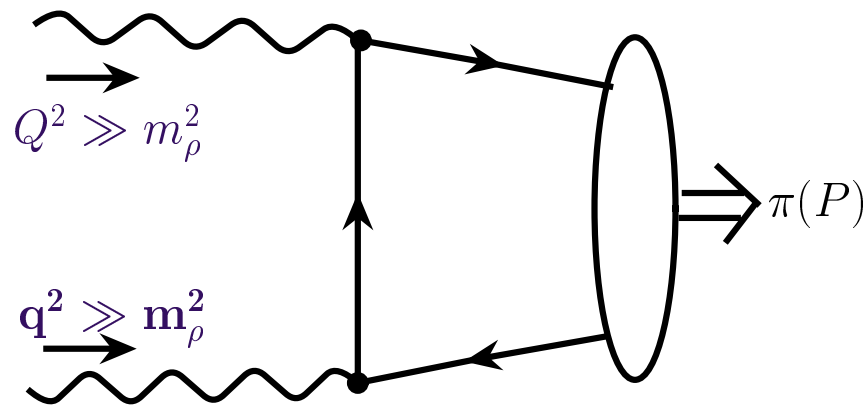


Light Cone Sum Rule (LC SR)

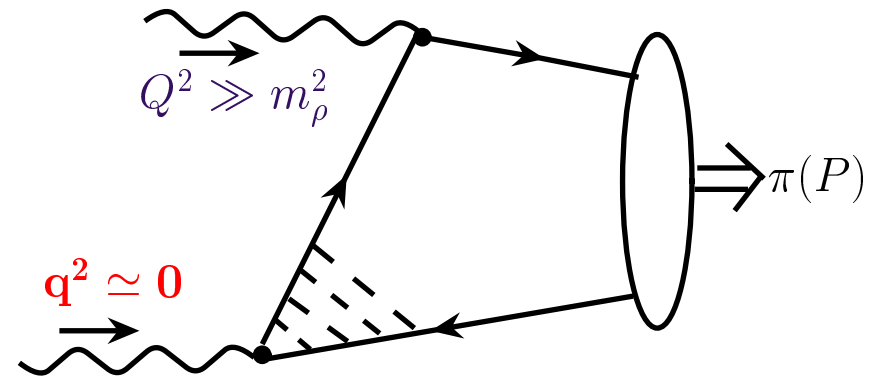
$\gamma^* \gamma \rightarrow \pi$: Why Light-Cone Sum Rules?

• For $Q^2 \gg m_\rho^2$, $q^2 \ll m_\rho^2$ pQCD factorization valid only in leading twist and higher twists are important [Radyushkin–Ruskov, NPB (1996)].

• Reason: if $q^2 \rightarrow 0$ one needs to take into account interaction of real photon at long distances $\sim O(1/\sqrt{q^2})$



pQCD is OK



LCSRs should be applied

$\gamma^* \gamma \rightarrow \pi$: Light-Cone Sum Rules!

LCSR effectively accounts for long-distances effects of real photon using quark-hadron duality in vector channel and dispersion relation in q^2 (Balitsky et. al.-89, Khodjamirian [EJPC (1999)])

$$F_{\gamma\gamma^*\pi}(Q^2, q^2) = \int_0^{s_0} \frac{\rho^{\text{PT}}(Q^2, s)}{m_\rho^2 + q^2} e^{(m_\rho^2 - s)/M^2} ds + \int_{s_0}^\infty \frac{\rho^{\text{PT}}(Q^2, s)}{s + q^2} ds,$$

where $s_0 \simeq 1.5 \text{ GeV}^2$ – effective threshold in vector channel,
 M^2 – Borel parameter ($0.7 - 1 \text{ GeV}^2$).

Real-photon limit $q^2 \rightarrow 0$ can be easily done.

Spectral density was calculated in QCD:

$$\rho^{\text{PT}}(Q^2, s) = \frac{1}{\pi} \text{Im} F_{\gamma^*\gamma^*\pi}^{\text{PT}}(Q^2, -s - i\varepsilon) = \text{Tw-2} + \text{Tw-4} + \text{Tw-6} + \dots,$$

where twists contributions given in a form of convolution with pion DA:

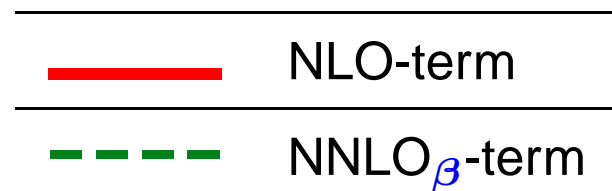
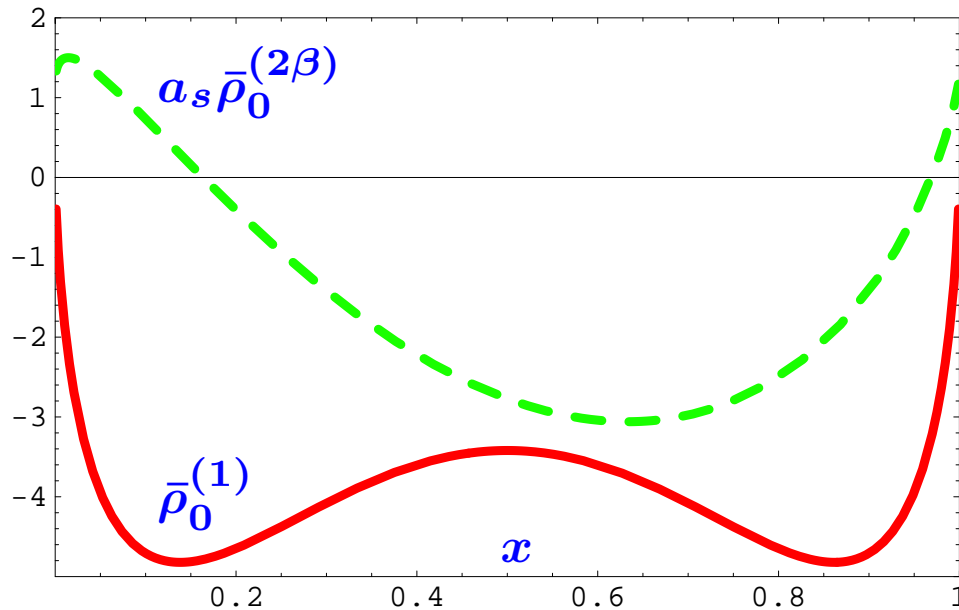
$$\text{Tw-2} \sim \frac{1}{\pi} \text{Im}(T_{\text{LO}} + T_{\text{NLO}} + T_{\text{NNLO}_{\beta_0}} + \dots) \otimes \varphi_\pi^{\text{Tw2}}(x, \mu).$$

NNLO $_{\beta_0}$ and NLO spectral density

$$\rho^{\text{Tw-2}}(Q^2, s) = \sum_{n=0} a_n(Q^2) \left(\bar{\rho}_n^{(0)}(Q^2, x) + a_s \bar{\rho}_n^{(1)}(Q^2, x) + a_s^2 \bar{\rho}_n^{(2\beta)}(Q^2, x) \right)$$

where $x = Q^2 / (s + Q^2)$.

x -dependence for 0-harmonic (asymptotic DA) of NLO and NNLO $_{\beta}$ spectral densities.



[Mikhailov&Stefanis(2009)]

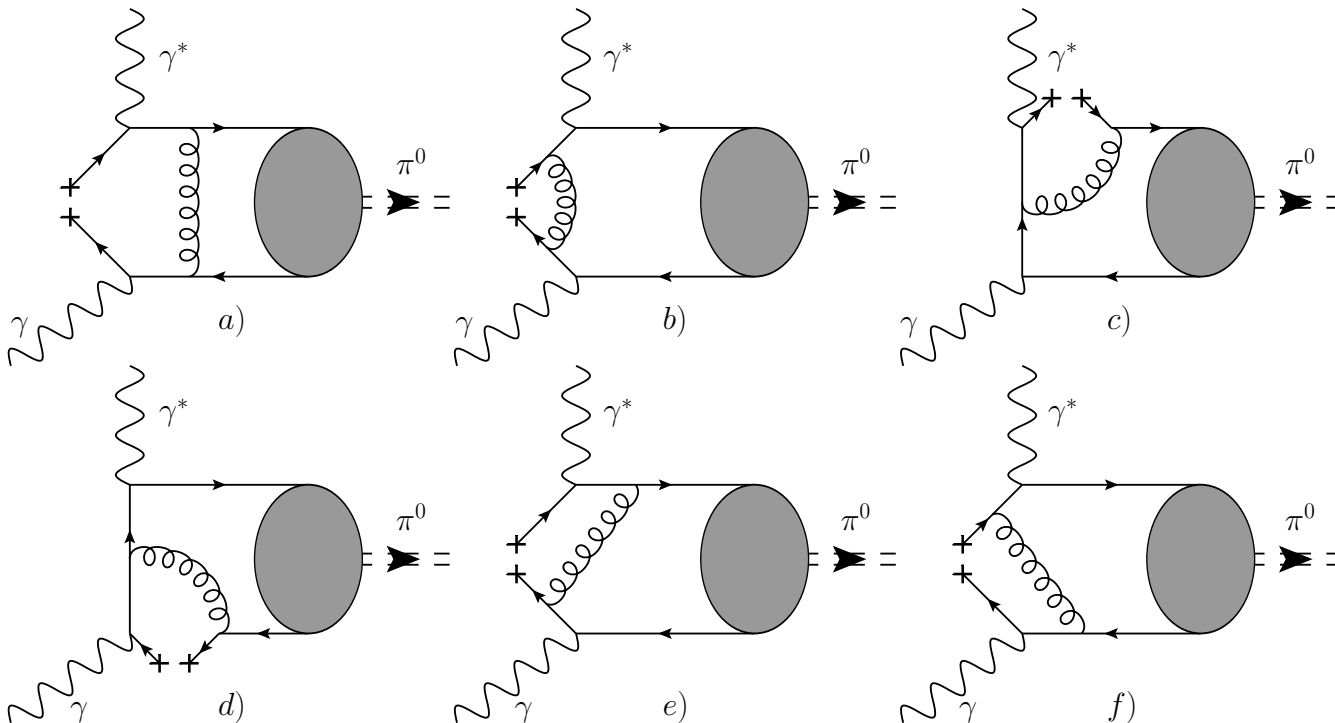
At scale $\langle Q^2 \rangle = \mu_F^2 = (2.4 \text{ GeV})^2$.

The NNLO $_{\beta}$ spectral density and $F^{\gamma\gamma^* \pi}$ are obtained for 6 numbers of Gegenbauer harmonics

“Twist-6” contribution

“Twist-6”-term expresses inverse power correction to coefficient function rather than geometric twist-6

$$\rho^{\text{tw}6}(Q^2, x) = 8\pi C_F \alpha_s(\mu) \frac{\langle \bar{q}q \rangle^2}{N_c f_\pi^2} \frac{x^2}{Q^6} \left[2x \log x + 2x \log \bar{x} - x + 2\delta(\bar{x}) - \left[\frac{1}{1-x} \right]_+ \right].$$

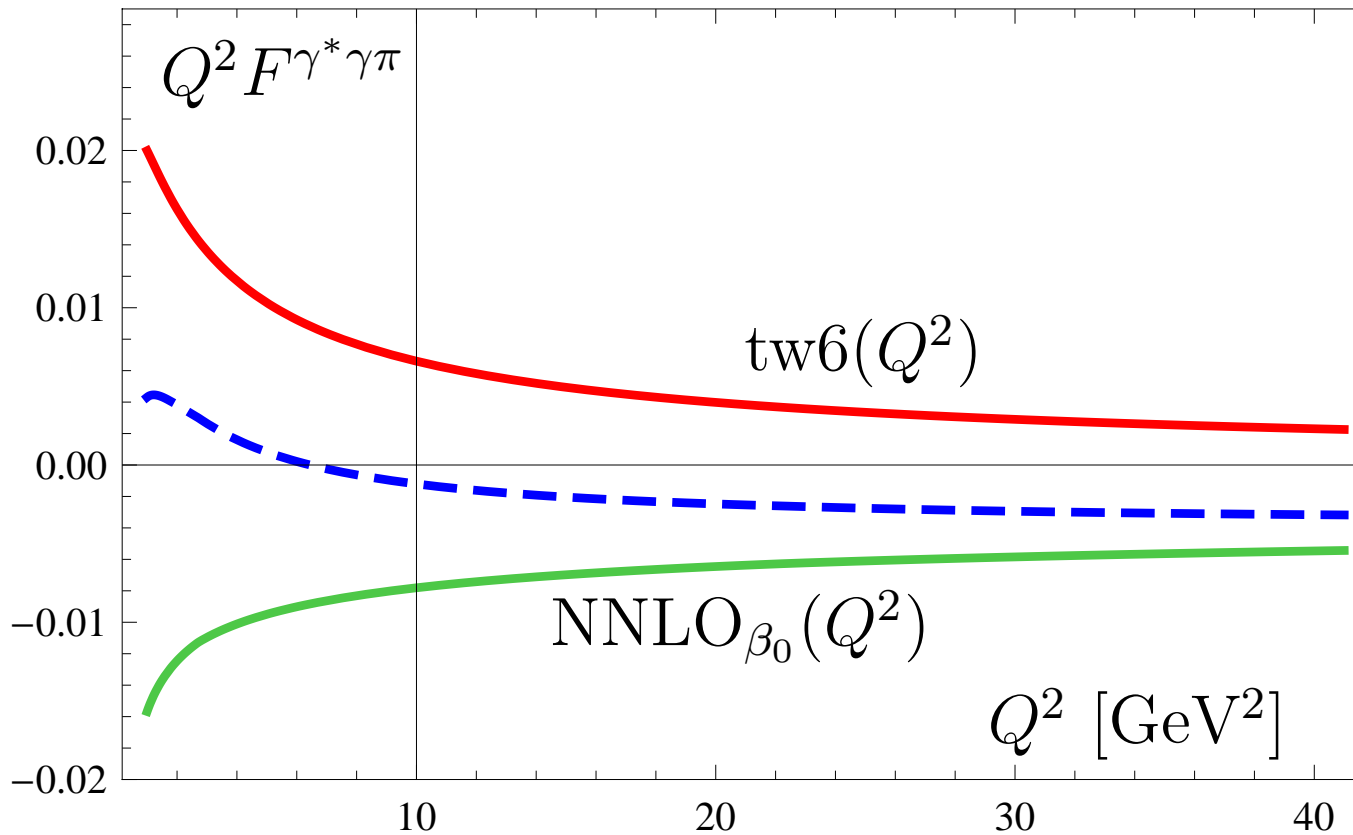


[Agaev et al, PRD83,0540020(2011)]

High order corrections result

Twist-6 and **NNLO** $_{\beta_0}$ contributions to the $Q^2 F^{\gamma^* \gamma \pi}(Q^2)$ with **BMS-like Pion DA**

They practically cancel out each other [**BMPS(2011)**]



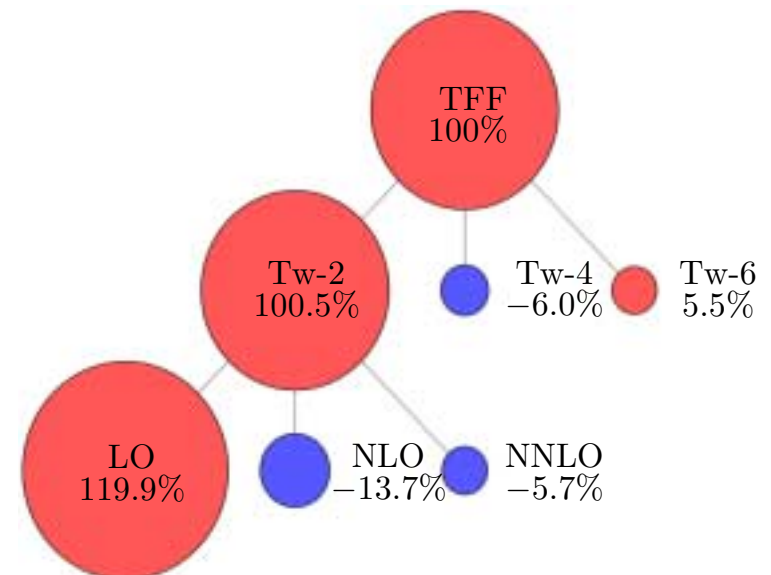
We use this residual as **theoretical uncertainty** of our prediction, that provides us with an additional **3%-uncertainty**.

Main Ingredients of Spectral Density

- LO Spectral Density, Tw-4 term — Khodjamirian[EJPC (1999)]
- NLO Spectral Density — in [Mikhailov&Stefanis(2009)]
- NNLO $_{\beta_0}$ Spectral Density — in [M&S(2009)]
- Tw-6 contribution — in [Agaev et.al.–PRD83(2011)0540020]
- NLO evolution of pion DA [Samadi, Dittes, Radyushkin&Mikhailov]

Terms of Pion-Photon FF at $Q^2 = 8 \text{ GeV}^2$

- Result is dominated by Hard Part of Twist-2 LO contribution.
- Twist-6 contribution is taken into account together with NNLO $_{\beta_0}$ one — they have close absolute values and opposite signs.



Blue - negative terms

Red - positive terms

Parameters of LC SR

From PDG:

- $\alpha_s(m_Z^2)$
- Masses m_ρ, m_ω
- Decay Widths $\Gamma_\rho, \Gamma_\omega$

From QCD SR:

- Borel parameter
 $M_{\text{LCSR}}^2 \in [0.7, 1] \text{ GeV}^2$
- Vector Chan. Threshold s_0
- Twist-4 $\delta^2 = \lambda_q^2/2 \pm 20\%$
- Twist-6 ($\alpha_S \langle \bar{q}q \rangle$)

Light-Cone Sum Rules:

$$\text{FF} = (\text{LO} + \text{NLO}) \otimes (\pi\text{-DA}_{\text{NLO}}) + \text{Tw-4} \pm \Delta\text{FF}$$
$$\Delta\text{FF} = \pi\text{-}\Delta\text{DA} + \Delta\text{Tw-4} + (\text{NNLO}_{\beta_0} \otimes (\pi\text{-DA}) + \text{Tw-6})$$

π -DA model

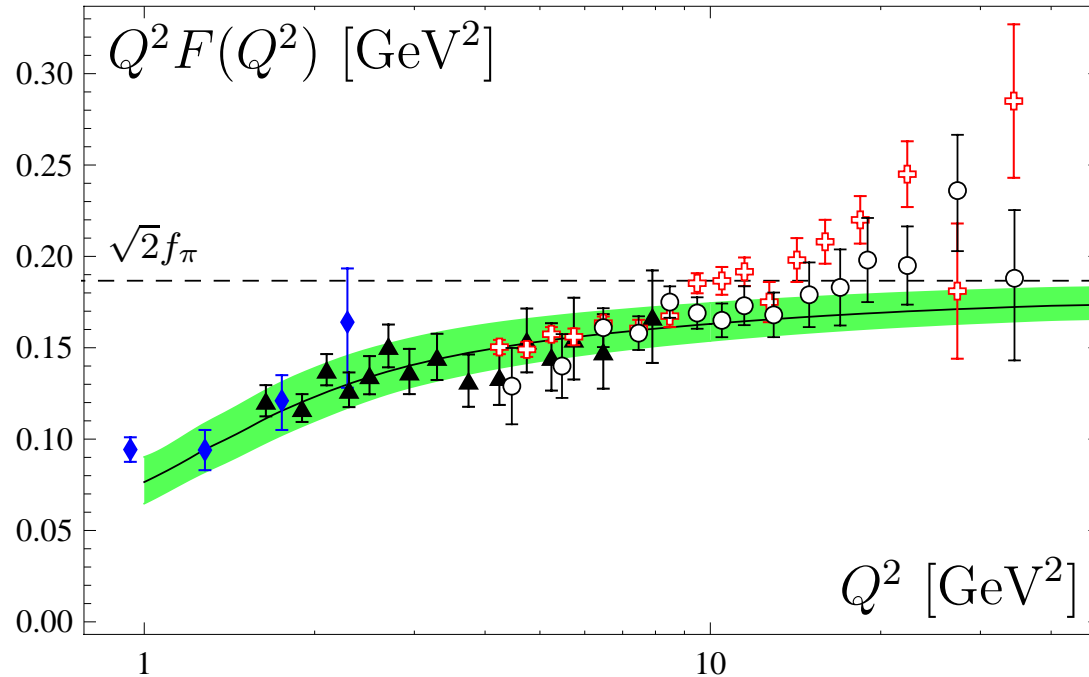
Data on FF

FF Prediction

Fitting π -DA (a_n)

Pion-gamma transition FF data

Experimental Data on $F_{\gamma\gamma^*\pi}$: **CELLO**, CLEO, **BaBar** and **Belle** [1205.3249[hep-ex]]



Data	Collab.
◆	CELLO (1991)
▲	CLEO (1998)
+	BaBar (2009)
○	Belle (2012)
	our result BMPS

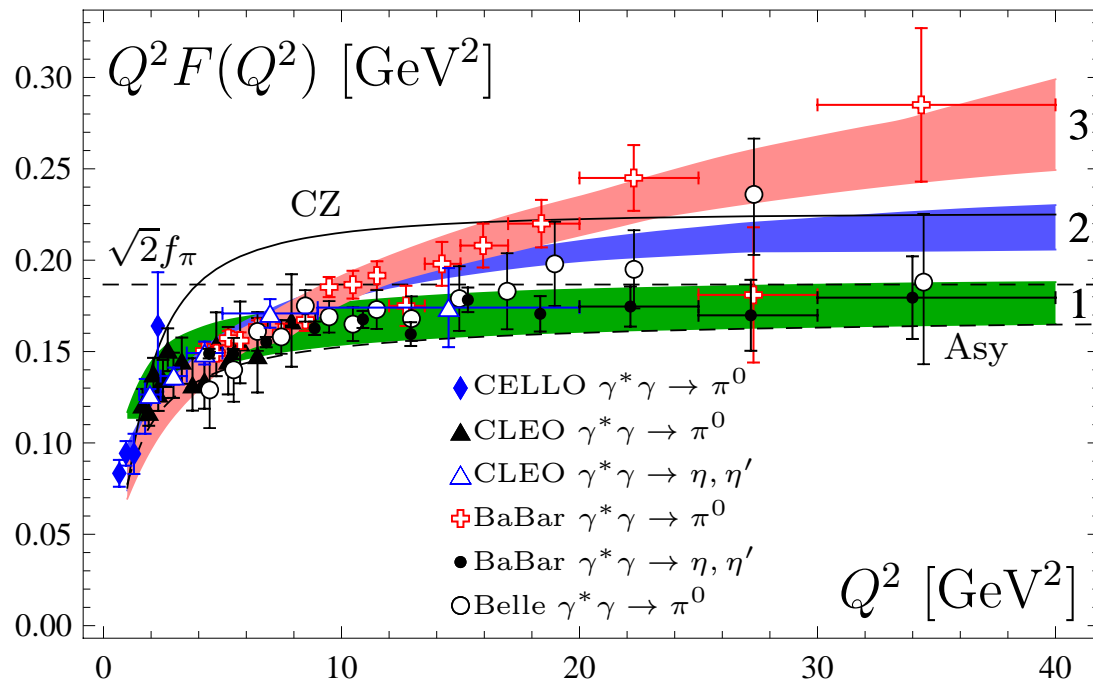
Belle data do not confirm auxetic form factor behavior above 10 GeV² (except outlier at $Q^2 = 27.33 \text{ GeV}^2$).

Predicted FF agrees well with CELLO, CLEO, BaBar $Q^2 < 9 \text{ GeV}^2$ (2009), BaBar $^{\eta, \eta'}$ (2011), and most Belle (2012).



Data Analysis

Pion FF Data and Models



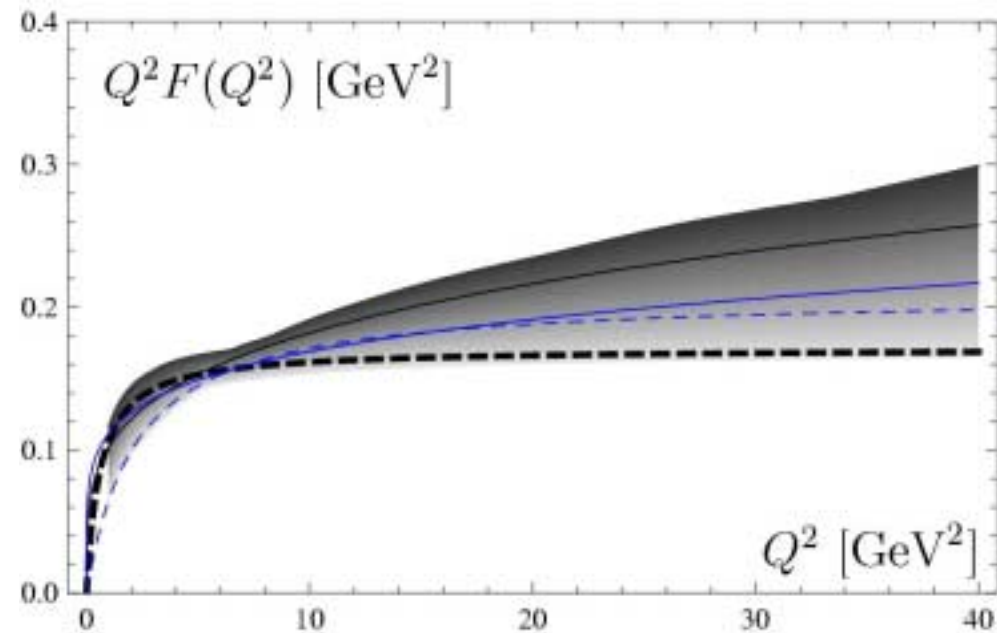
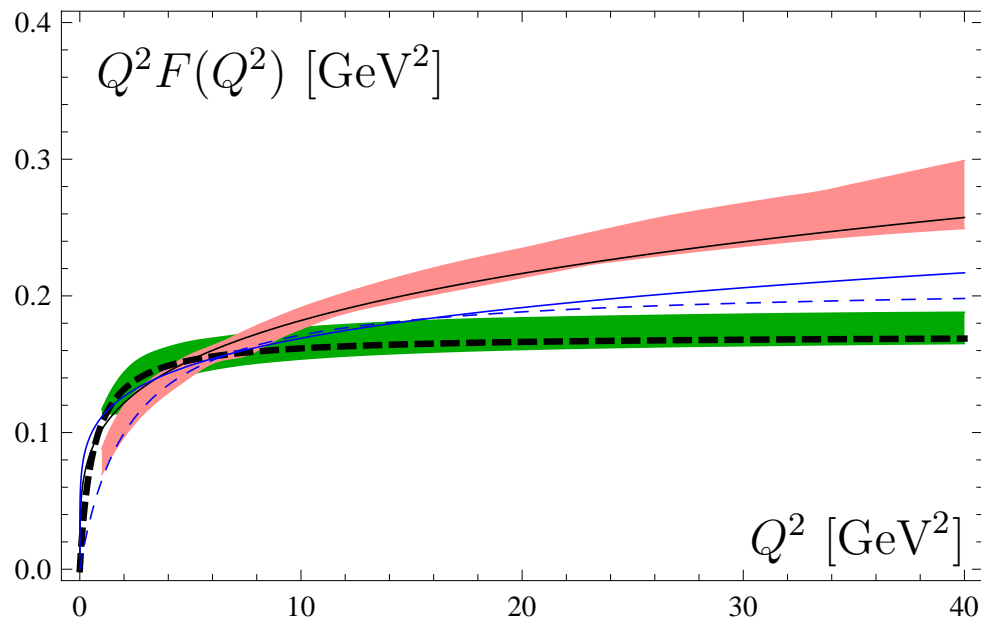
Data	Collab.
■ ■	BaBar, 8 models
■ ■	Intermediate, 5 models
■ ■	BMPs & Holography, 5 models

PRD86(2012)031501(R)

- Most data points either inside **green “Belle” strip (scaling)** or within **red “BaBar” strip (auxesis)**.
- BaBar η, η' data are **within green strip**
- Blue strip** mostly theoretical.

Alternatives for Pion-Gamma FF Analysis

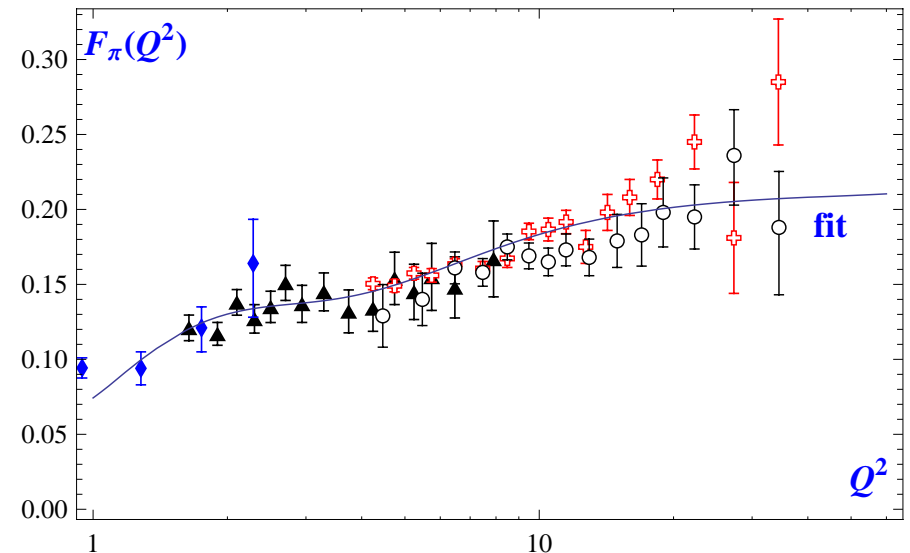
Alternative: Consider data as forming **two independent data strips** (left) or **one single data strip** (right) **PRD86(2012)031501(R)**



We suggest to explore the first **Alternative**:
To consider all data as forming
two independent data strips,
namely, **CELLO&CLEO&Belle** and **CELLO&CLEO&BaBar**

Fitting pion DA under LC SR

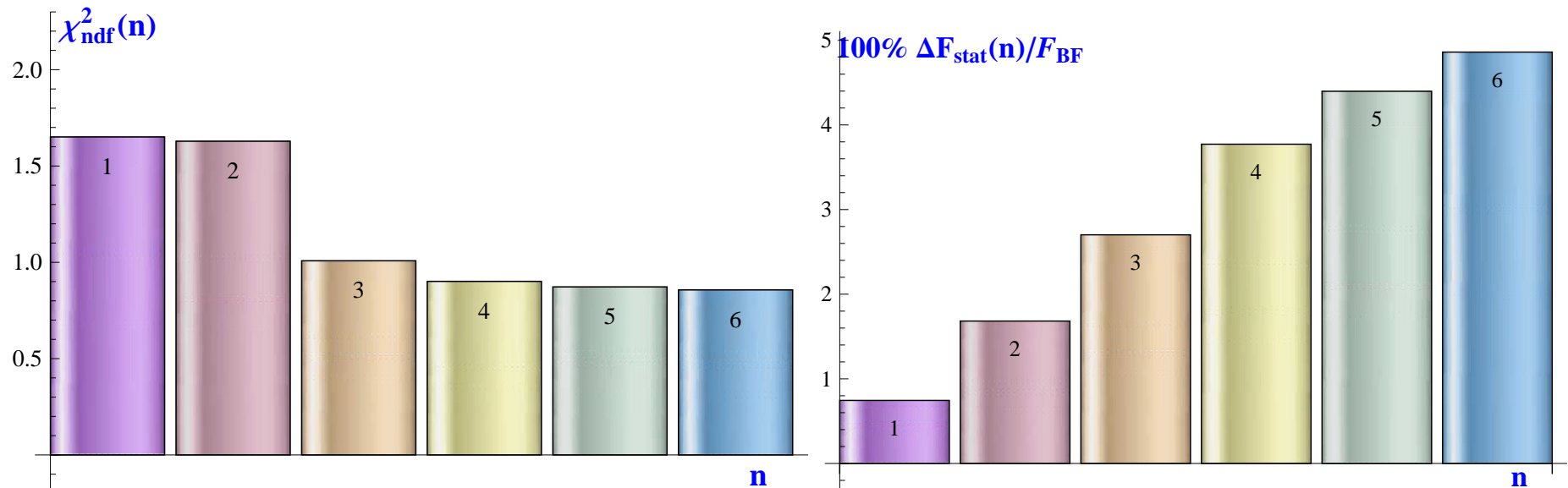
- We fit experimental data on transition pion FF by varying the Gegenbauer coefficients of pion DA model.
- Two sets of experimental data CELLO&CLEO&BaBar and CELLO&CLEO&Belle were analyzed to show the discrepancy Babar and Belle data in terms of properties of pion DA in LCSR.
- How many harmonics take into account?
- Confidence regions on Gegenbauer coef. a_2, a_4, \dots, a_n
- Confidence bunches of pion DA $\varphi_\pi(x)$
- Moments
- Derivative, “integral” derivative



CELLO&CLEO&BaBar data fitting by FF based on LC SR with NLO \oplus Tw4 \oplus 3 Gegen. harmonics

How many harmonics take into account?

The goodness-of-fit χ_{ndf}^2 -criterion vs conventional error (68.3% CL) as a function on number n of fit parameters

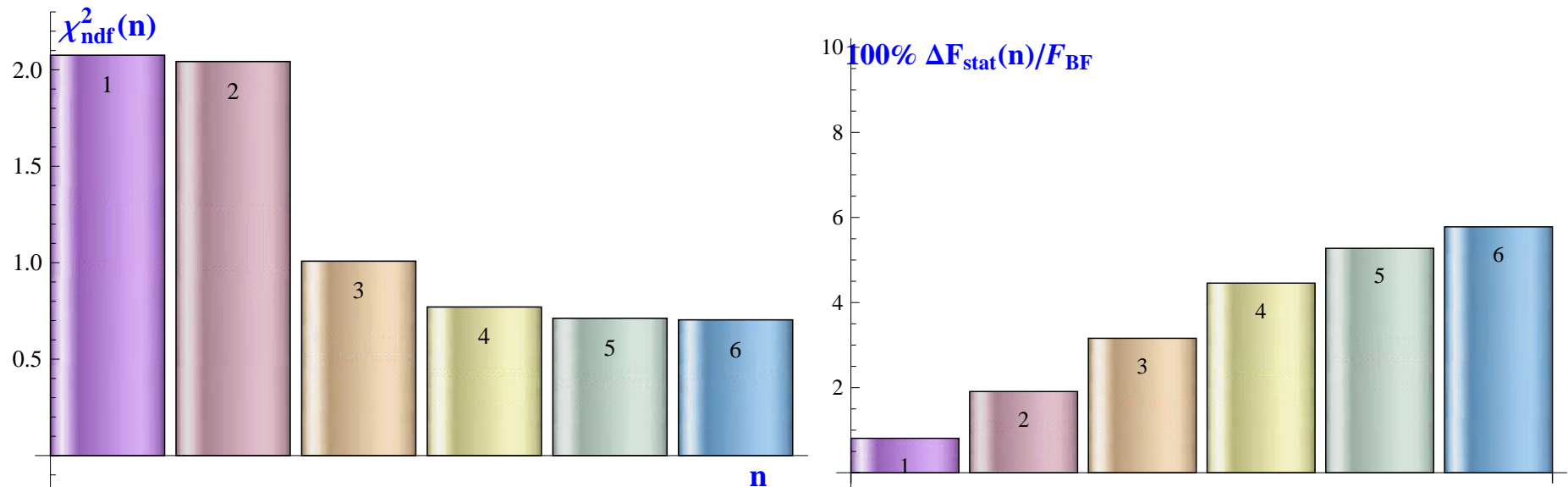


All data: CELLO&CLEO&BaBar&Belle

- Goodness - stable, while the error grows with n
- The compromise at $\chi_{\text{ndf}}^2 \approx 0.5 - 1$ and $n = 2, 3$ is enough.
- For fitting BaBar data one should take $n \geq 3$ parameters.

How many harmonics take into account?

The goodness-of-fit χ^2_{ndf} -criterion vs conventional error (68.3% CL) as a function on number n of fit parameters

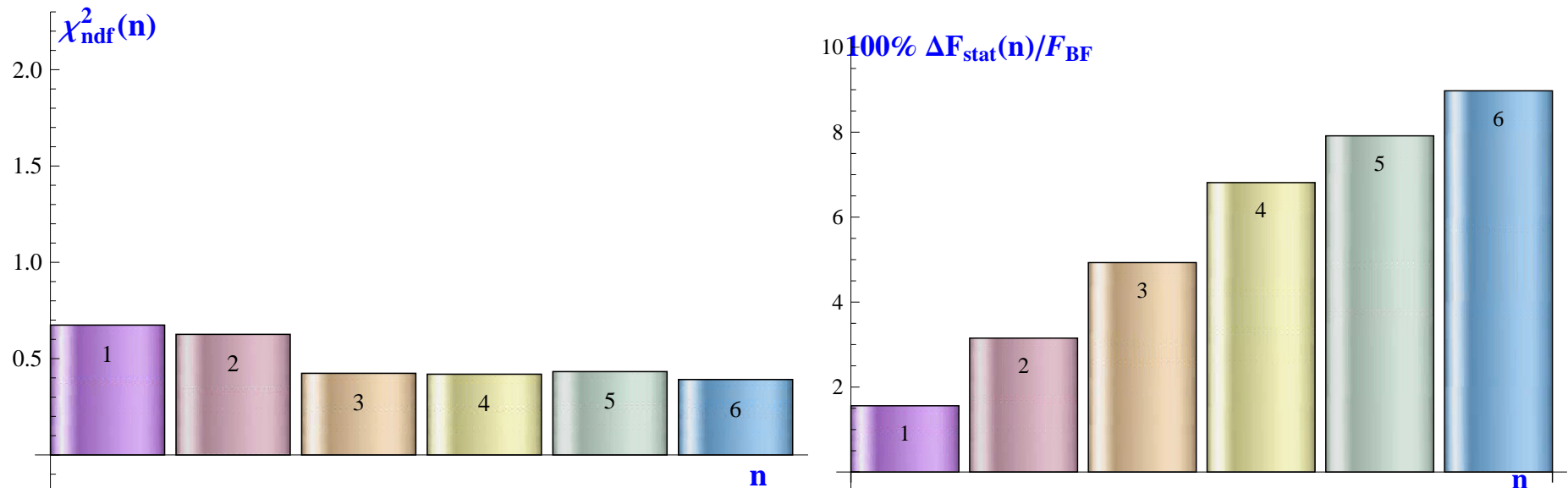


CELLO&CLEO&BaBar data set

- Goodness - stable, while the error grows with n
- The compromise at $\chi^2_{\text{ndf}} \approx 0.5 - 1$ and $n = 2, 3$ is enough.
- For fitting BaBar data one should take $n \geq 3$ parameters.

How many harmonics take into account?

The goodness-of-fit χ^2_{ndf} -criterion vs conventional error (68.3% CL) as a function on number n of fit parameters



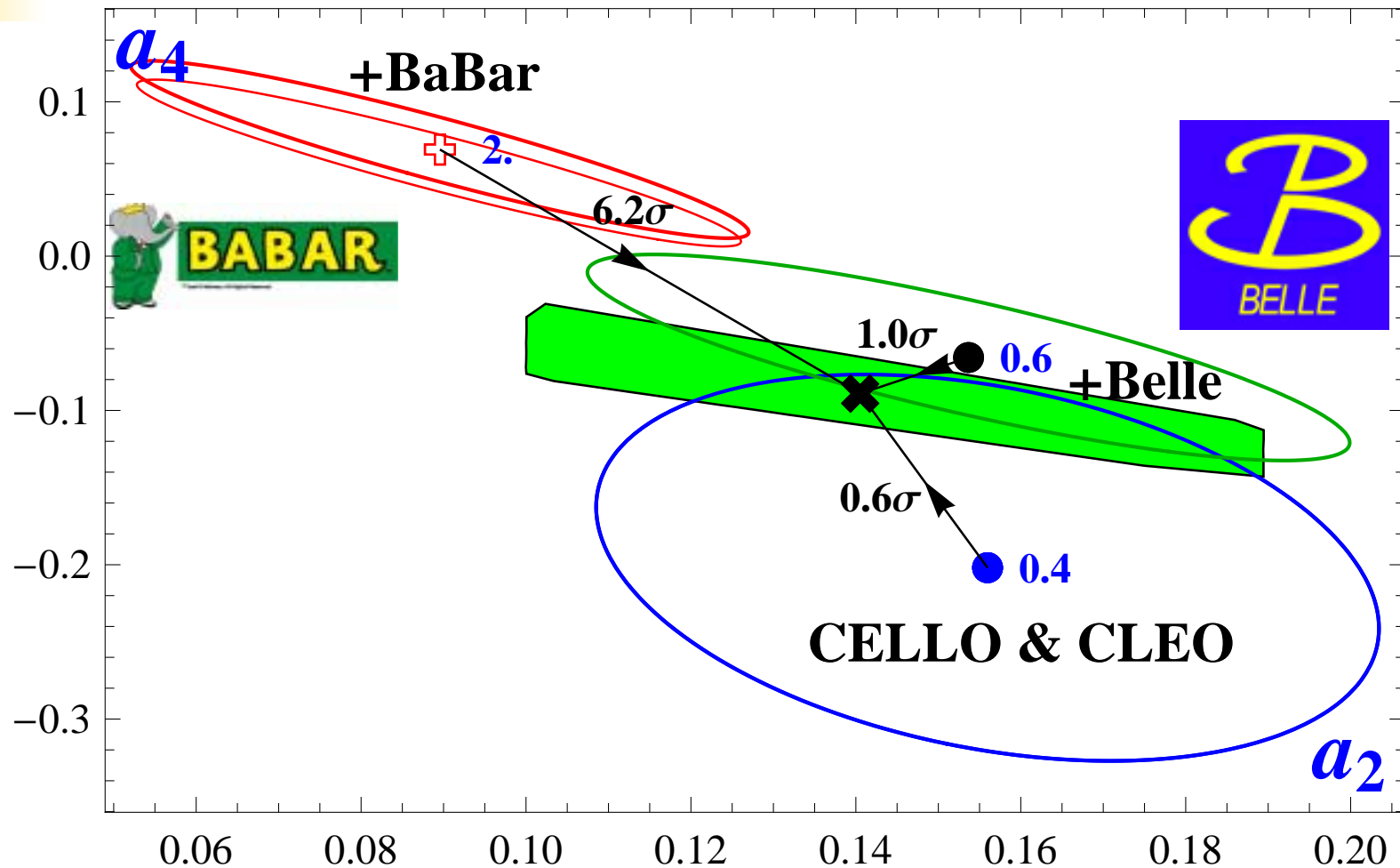
CELLO&CLEO&Belle data set

- Goodness - stable, while the error grows with n
- The compromise at $\chi^2_{\text{ndf}} \approx 0.5 - 1$ and $n = 2, 3$ is enough.
- For fitting BaBar data one should take $n \geq 3$ parameters.



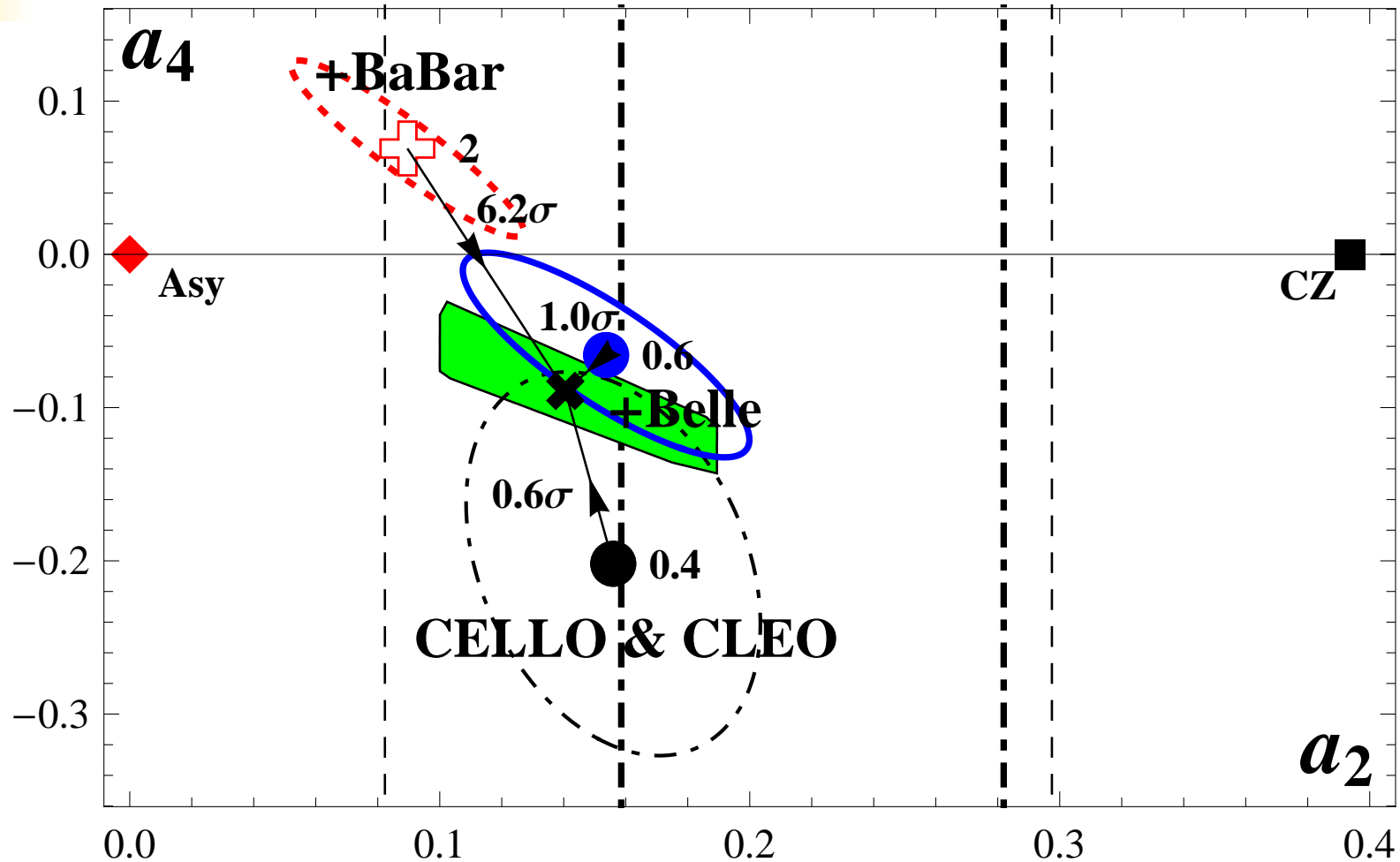
Pion DA from Data

Confidence regions in 2D (a_2, a_4)



- In vertexes of a triangle – χ^2/ndf , all estimates at $\mu_{SY} = 2.4$ GeV.
- On sides of triangle: discrepancy in terms of stand. deviation ($1\sigma \approx 68\%$)

Confidence regions in 2D (a_2, a_4)

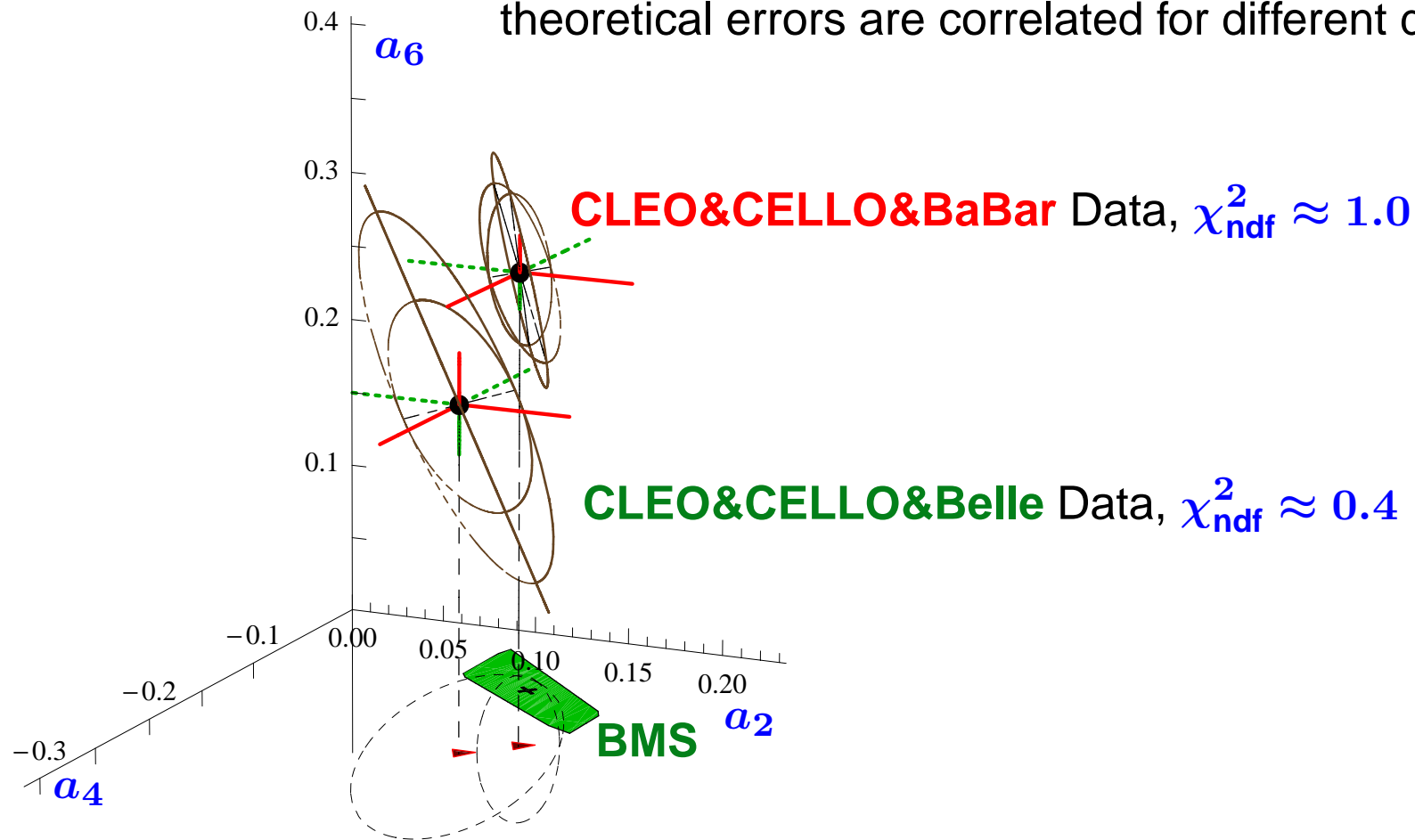


- **BMS DA (x & green bunch)** from QCD SR with nonlocal condensates: $\lesssim 1\sigma$.
- **Asymptotic DA, CZ DA:** $> 6\sigma$.
- Lattice constraints (vert. lines): dash-dotted—**Braun et al.[2006]**, dashed—**[2011]**.

NLC SR Results vs 3D Constraints (a_2, a_4, a_6)

3D 1σ -error ellipsoid for (a_2, a_4, a_6) at $\mu_{\text{SY}} = 2.4$ GeV scale
with theoretical $\mp \Delta\delta_{\text{tw}4}^2$ -error shown by **green(-)** and **red(+)** length.

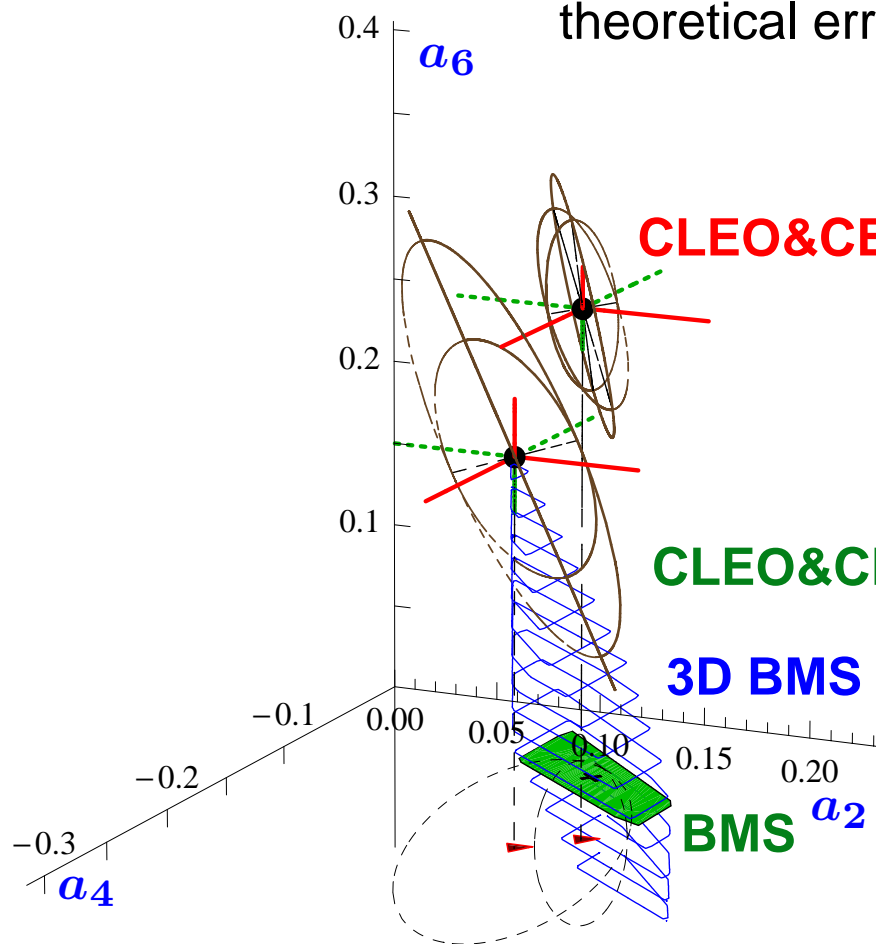
theoretical errors are correlated for different data sets.



NLC SR Results vs 3D Constraints (a_2, a_4, a_6)

3D 1σ -error ellipsoid for (a_2, a_4, a_6) at $\mu_{\text{SY}} = 2.4$ GeV scale
with theoretical $\mp \Delta\delta_{\text{tw}4}^2$ -error shown by **green(-)** and **red(+)** length.

theoretical errors are correlated for different data sets.

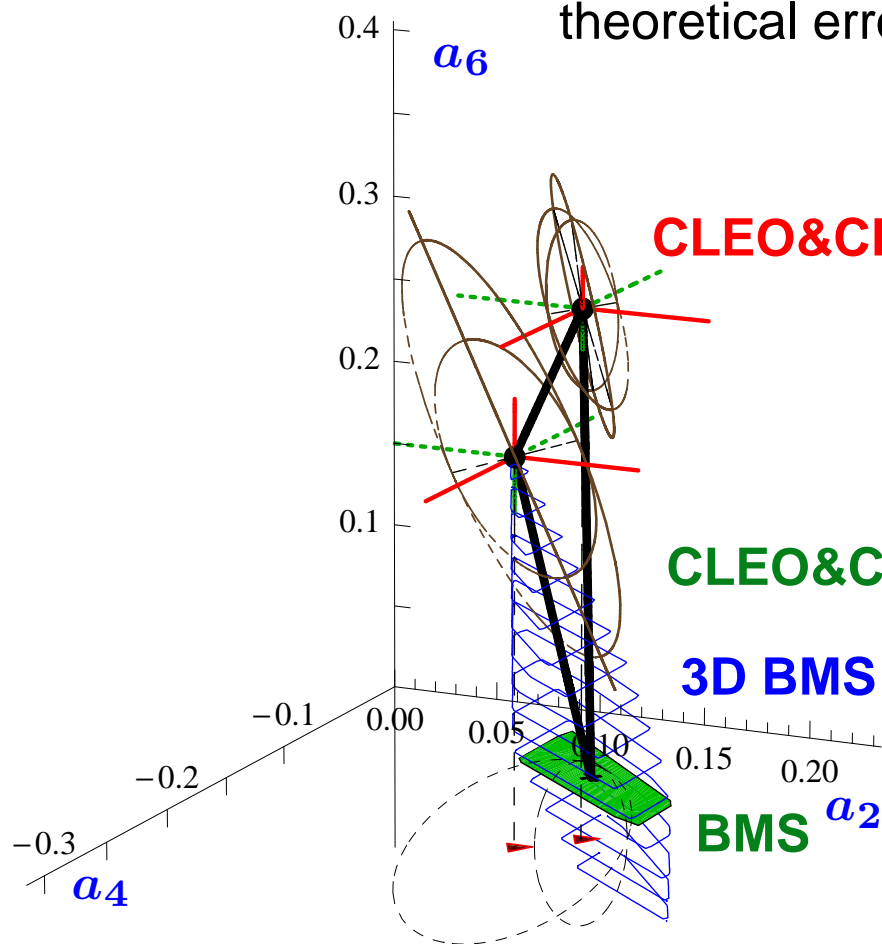


- QCD SR with Nonlocal Condensate result: $a_6 \approx 0 \pm 0.2$.
- $a_{n \geq 6} \rightarrow 0$ assumption gives **BMS** pion DA model.
- $a_{n \geq 8} \rightarrow 0$ assumption leads to **3D BMS** pion DA model.

NLC SR Results vs 3D Constraints (a_2, a_4, a_6)

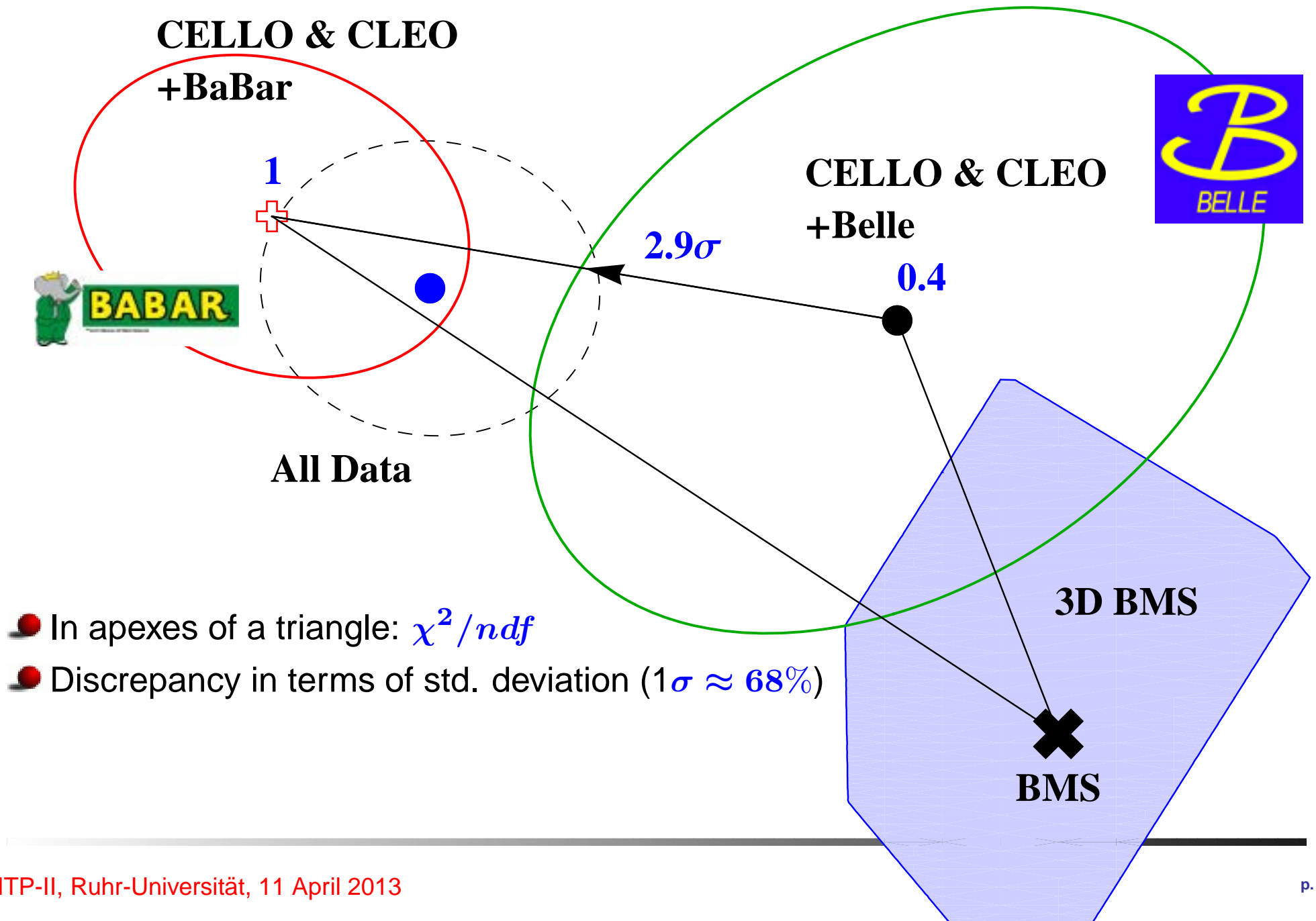
3D 1σ -error ellipsoid for (a_2, a_4, a_6) at $\mu_{\text{SY}} = 2.4$ GeV scale
with theoretical $\mp \Delta\delta_{\text{tw}4}^2$ -error shown by **green(-)** and **red(+)** length.

theoretical errors are correlated for different data sets.



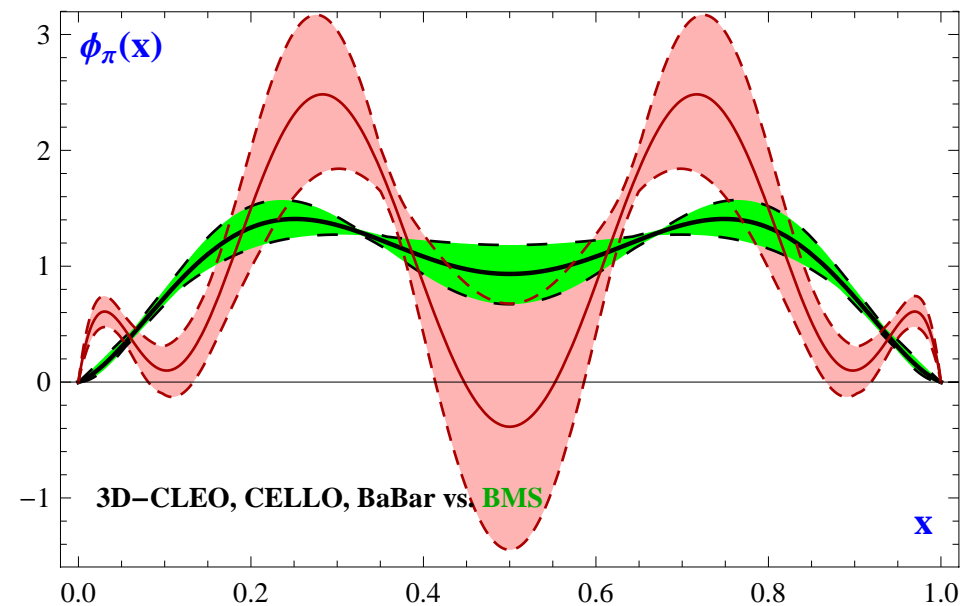
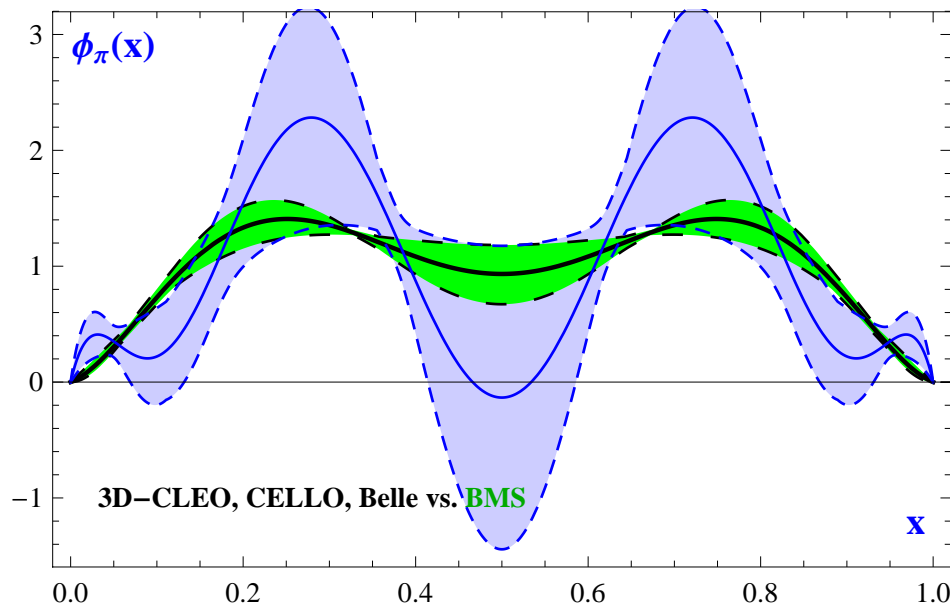
- QCD SR with Nonlocal Condensate result: $a_6 \approx 0 \pm 0.2$.
- $a_{n \geq 6} \rightarrow 0$ assumption gives **BMS** pion DA model.
- $a_{n \geq 8} \rightarrow 0$ assumption leads to **3D BMS** pion DA model.

2D cut of 3D confidence regions (a_2, a_4, a_6)



Data fit of pion DA vs NLC SR profiles

— → +Belle, — → **BMS**, 1 – 40 GeV² at $\mu_{\text{SY}} = 2.4$ GeV, — → **+BaBar**



average incline: 17.2 ± 8.5 ; 25.6 ± 5.25

- The main difference – a sharper behavior of **BaBar** near endpoints.
- **CELLO, CLEO, Belle** data agrees with **BMS bunch** based on NLC QCD SR.
- **BaBar** data above 10 GeV² does not support BMS bunch.

Conclusions

- We extract confidence region for different characteristics of pion DA from experimental data on pion transition FF in framework of LC SR at NLO level and “twist-4” term taking into account $[\text{NNLO}_\beta + \text{“twist-6”}]$ as uncertainties.
- Performed 2D and 3D analysis of CELLO, CLEO, BaBar, Belle data.
 - We showed in 2D analysis that data from CELLO, CLEO, BaBar, and Belle in $[1 \div 9] \text{ GeV}^2$ favor pion DA with endpoint suppression, like BMS.
 - Beyond 9 GeV^2 , best fit to data, including higher BaBar points, requires sizeable coefficient a_6 , while a_2 and a_4 remain the same.
 - Both, the 2D and 3D analysis of CLEO&CELLO&Belle data comply with BMS “bunch” but disagree with CLEO&CELLO&BaBar data.
- Belle data are compatible with collinear factorization and QCD scaling, whereas BaBar data demand some enhancement mechanism for the transition FF. The promising fine accuracy of future BESIII experiment can clarify current ambiguity of data.